



SIRENA 68



SIRENA YACHTS



**EMBRACE A LIFE LIVED MORE FULLY
WITH THE SIRENA 68**
BOLD IS BEAUTIFUL



WORLD-CLASS BOATBUILDER

Sirena Marine is a world-class boatbuilder that produces a dazzling range of yachts with dual-mode hulls. The company combines extensive engineering and manufacturing expertise with the talents and skills of internationally recognized designers including Germán Frers, Cor D. Rover, Rob Humphreys, Tommaso Spadolini, and Giovanni Ceccarelli. These yachts offer true long-range capabilities for offshore cruising with the efficiency and seakeeping needed to take on blue-water crossings. Each model in the line also has the option of throttling up for impressive top-end speeds, creating real cruising flexibility to maximize the pleasure of all aboard. Onboard comfort is also a focus, and Sirena makes the most of superior volume to create human-size spaces that optimize the use of textures, light, and the lines of sight to provide a tremendous onboard experience.

 **SIRENA 68**





NAVAL ARCHITECTURE

This new model of the Sirena Marine line of yachts it is an evolution of the well-proven SY 64 showing improvements on different areas.

A new General Arrangement styling a larger main deck area including full height saloon windows in combination with a bulwark transparent opening, and the larger hull windows are a great contribution to the appeal of this new comer to the line of successful motor yachts.

On deck, the front area it has been arranged for sun bathing and a relaxed life at sea.

There are a number of options offered by the builder including jacuzzi.

The engine room size and the crew accommodations are very generous and well appointed.

The general style is elegant and purposeful modern including the unique well tested sea kindly underwater configuration, efficient at a wide range of speeds

She will be a joy to the proud Owner and his family.

Germán Frers



G E R M Á N F R E R S

“OUR DESIGN WORK IS BACKED BY OUR SOLID RACING AND CRUISING TRADITION AT SEA AND A CLEAR UNDERSTANDING OF THE ENJOYMENT AND PEACE OF MIND THAT LIFE ON BOARD YIELDS, WHICH CAN BE TAKEN TO A HIGHER DEGREE BY THE BEAUTY AND FUNCTIONALITY OF THE DESIGN.”



C O R D . R O V E R

“ I TRY TO REDISCOVER WHAT NEVER EXISTED ”

INTERIOR DESIGN

The beautiful panoramic view of the Sirena 68 is breathtaking; the large windows on all sides keep us in touch with what is around us. The interior looks and feels spacious and easily accessible. As cooking becomes more and more central on board, the open galley concept is a focal point in the salon, a relaxed social spot, a gathering place for family and guests. The design of the galley has therefore been taken to the next level and integrated into the overall design concept and stands out in terms of functionality.

The efficient layout provides more than enough open, highly livable space and the experience of relaxed luxury...

The interior of the Sirena 68 will be available in three color and material combinations.

Cor D. Rover



TOP OF THE LINE

THE SIRENA 68 IS DESIGNED TO MAKE THE MOST OF HER HULL DIMENSIONS, WHICH MEANS HER FLYBRIDGE CAN BE THE WIDEST IN CLASS, AND WILL BE THE FOCAL POINT OF YOUR RICH LIFE ABOARD.





ACTIVATING ALL THE SENSES

THE THOUGHTFUL FRONT
DECK LAYOUT IS BASED ON
THE PRINCIPLE THAT TIME
ABOARD IS BEST SPENT
TOGETHER ENJOYING THE
BEST VIEWS.

COMFORT ON EVERY LEVEL

ROOM FOR EVERYONE TO ENJOY PANORAMIC SCENERY CERTAINLY ALLOWS THE HOSTS TO RELAX AS WELL. THE SIRENA 68 IS DESIGNED FROM BOTTOM TO TOP TO PUT EVERYONE ON BOARD AT EASE, AND THE FLYING BRIDGE IS THE CULMINATION OF THAT EFFORT.





ENHANCING ENJOYMENT

OUR DESIGNERS CREATED
EVERY DETAIL OF THE
SIRENA 68 TO PROVIDE
EXACTLY WHAT YACHT
OWNERS WANT, JUST
WHERE THEY IMAGINE
IT SHOULD BE.









INNOVATIVE DESIGN AND UNMATCHED COMFORT

The Sirena 68 carries forth the design principles that set every Sirena apart: efficiency and performance. With a bold exterior and unmatched interior volume, finished by craftsmen working in the finest traditions and with the latest technologies, this model draws the eye and creates excitement anywhere she arrives.

SERENITY

The light honey-colored wood and soft semi-gloss lacquer embrace you as you enter the salon. This warm and inviting atmosphere makes you feel right at home. Accents of cognac leather complete the warm and inviting look, creating the perfect atmosphere for making memories on the water with family and close friends.

INSPIRATION

The light, airy material and color choices of this design soothe the senses and invite the environment in. The indoor/outdoor feeling seems to disappear due to the natural transition of sunlight and indoor experience. The pale and light gray colors almost give you a ZEN-like feeling... The tranquility of the color scheme brings peace and contemplation. At the same time, it challenges you to go out and explore...

ELEGANCE

The bold dark wood and anthracite lacquer create a very masculine and energetic look without being heavy. A high contrast is created by the use of the finest white leathers and fabrics, resulting in an interior that feels stylish, yet contemporary and encourages you to push your limits... This modern look feels like an open loft and harmonizes with the colors of the yacht's exterior.

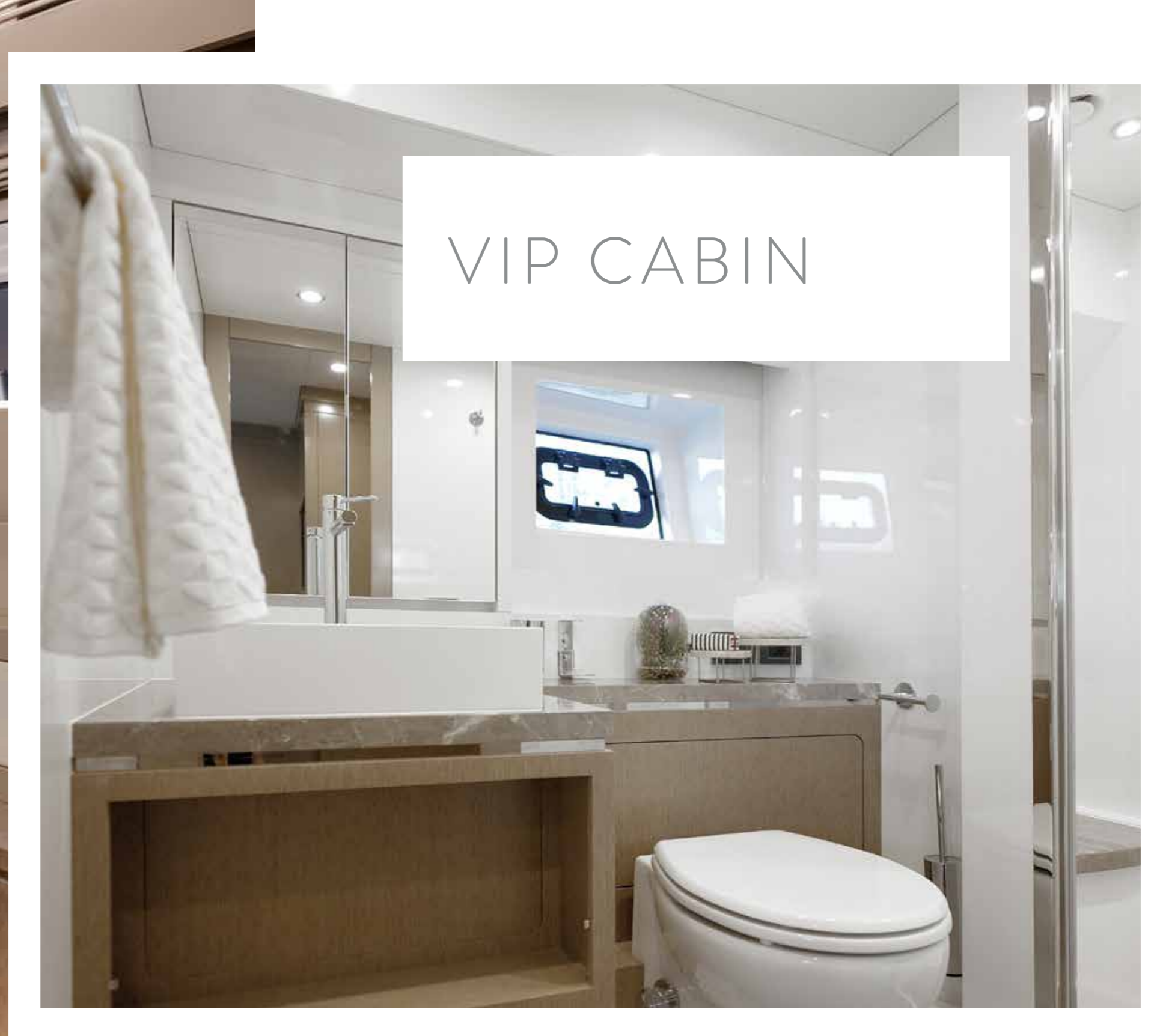


EMBRACE YOUR
DESTINY

MASTERCABIN

THIS STATEROOM IS SERVED BY A HIS-AND-HERS HEAD ARRANGEMENT, WITH SEPARATE HEAD AREAS AND A COMMON SHOWER, WHICH AFFORDS A HIGH LEVEL OF LUXURY, SIMILAR TO DESIGNS POPULARIZED BY NUMEROUS MEGAYACHTS.





VIP CABIN

SERENITY








ELEGANCE





INSPIRATION



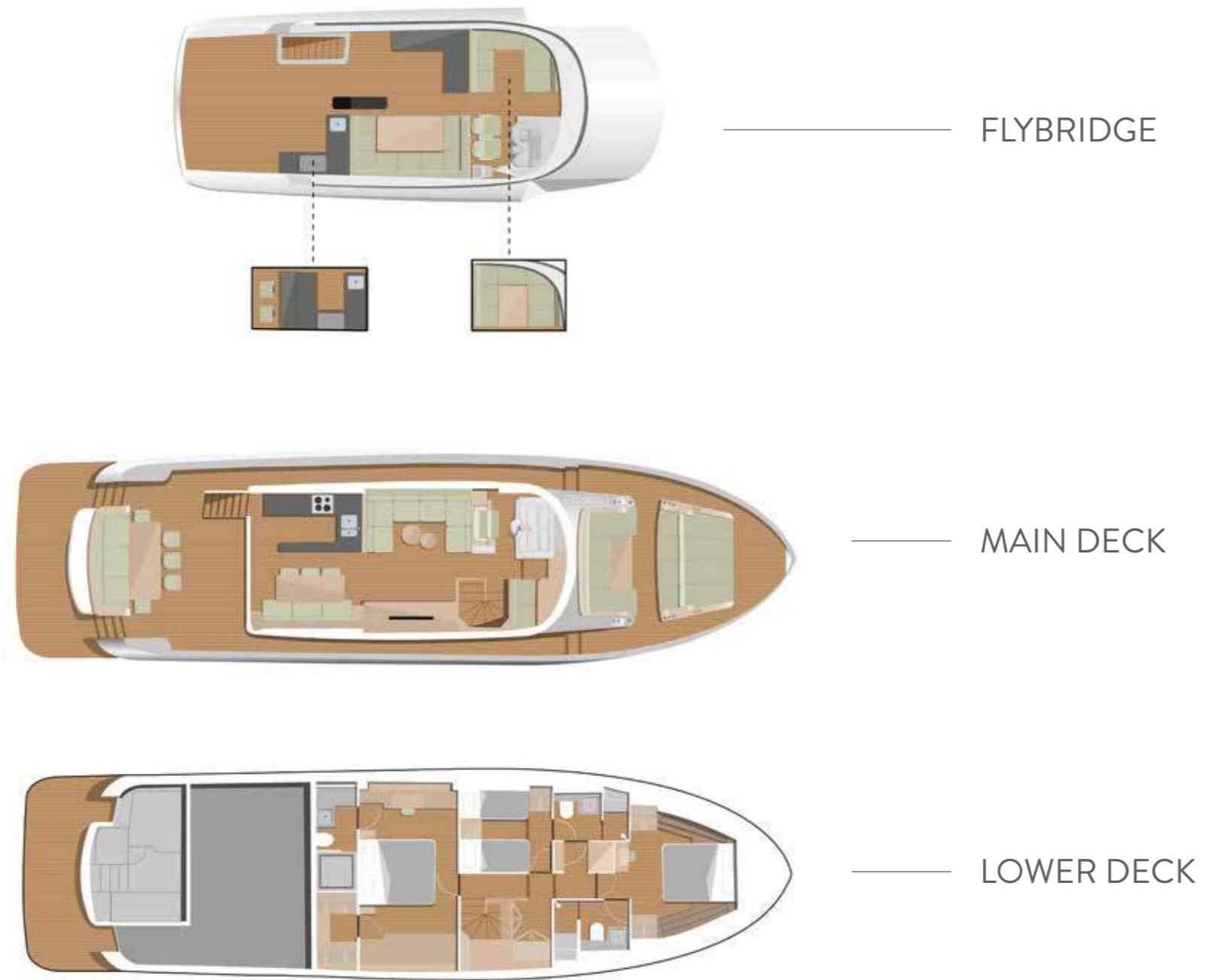


CARBON TECH

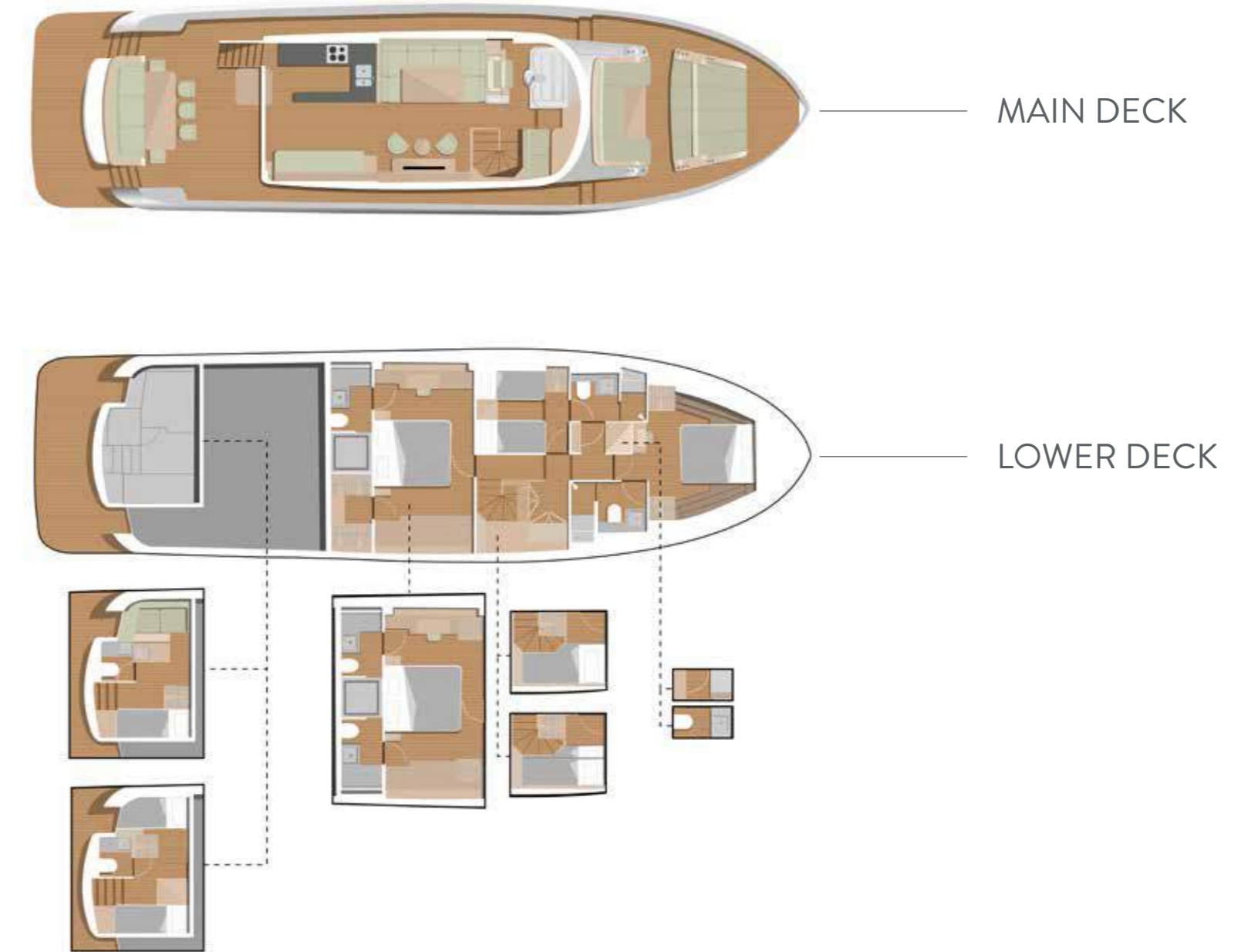
Our in-house engineering department pays close attention to ensure our yachts run properly, with weight and center of gravity given careful consideration. Using carbon fiber in the superstructure provides numerous benefits:

- Strong, rigid structural elements.
- Support pillars and beams hold up the hardtop and large flybridge.
- Less weight above the main deck means a lower center of gravity, better stability and a more comfortable ride.
- Reduced weight results in lower fuel consumption, longer range, higher speed.

LAYOUT OPTIONS
STANDARD LAYOUT



LAYOUT OPTIONS
OPTIONAL LAYOUT





Dimensions and Main Characteristics

Length Overall L_{OA} (Include swim platform exclude anchor roller)	21,4m / 70'
Hull Length L_H ISO 8666 (Net GRP-Swim platform excluded)	19,9m / 65' 4"
Waterline Length L_{WL} ISO 8666	19,8m(@full load) / 64' 11"
Hull Beam B_{Hmax} ISO 8666	5,9m / 19' 4"
Max Draft - T_{MAX} ISO 8666	1,3m(@full load) / 4' 3"
Loaded Displacement Dass - mLDC ISO 8666	47 tonnes / v103617lbs
Height Above the Waterline H_a ISO 8666	6,33m (without equipment on top) / 20' 8"
Light Craft Condition Mass - $m_{LCC ISO}$ 8666	39,5 tonnes / 87082lbs
Diesel Tank Capacity	5250lt / 1387gal
Fresh Water Tank	1400lt / 370gal
Black Water Tank Capacity	400lt / 105gal
Gray Water Tank Capacity	400lt / 105gal
Cabins	3 standard + 1 (optional crew cabin)
Beds	6 + (2 crew)
Heads	3 +1 (crew head)
Building Material	GRP / Carbon hybrid fiber
Hull Type	Semi-displacement
Exterior Styling & Concept	Frers Naval Architecture & Engineering
Interior Decor	Cor. D. Rover Design Studio
Hull Design	Frers Naval Architecture & Engineering
Engines	VOLVO D13 900HP x 2 VOLVO D13 1000HP x 2 (optional)
Marine Gears	ZF 335 IV ZF 500 IV (optional)
Reduction Ratio	1.964:1
Transmission	V drive
Propeller Diameter (max)	860mm / 34"
Max Speed*	26 knots (with 900HP engine) 28 knots (with 1000HP engine)
Cruising Speed	16 knots
Consumption @ Cruising Speed 16 kn*	130l/hr / 34gal
Consumption @ 10 kn*	38l/hr / 10gal
Range @ 10 kn (inc. 10% reservoir)*	Approx. 1.200NM
Certification	CE Category A

*NOTE: All performance specified in the table above are design data and applies to a standard configuration boat (standard equipment installed as per this standard list) with clean keel, propellers, and rudders. Furthermore, the performance levels indicated above have been defined under good sea and wind conditions (Beaufort Scale level 1, Douglas Scale level 1, ambient T < 25°, seawater T = 15°, atmospheric P = 103250 Pa) with 2 people on board, 25% fuel, and fresh, grey and black water tanks empty. Different or harsher sea conditions and additional selected optional equipment may affect the performance.



SIRENA YACHTS

TR

Turkey, Headquarters

+90 212 219 74 74

Abdi İpekçi Cad. Ada Apt. No: 22/18

K: 5 34367 Nişantaşı / İstanbul

sales@sirenayachts.com

www.sirenayachts.com

SIRENA MARINE