



SIRENA 48

Preliminary Catalog



SIRENA YACHTS



**SIRENA YACHTS
CONTINUES TO
PURSUE OUR
MISSION TO DELIVER
GAME-CHANGING
CRUISING YACHTS
TO AN EVER-WIDER
AUDIENCE WITH THE
INTRODUCTION OF
THE SIRENA 48.**

This new and exciting model will expand our range to five yachts spanning from 40 to 100 feet, a selection with broad appeal. We have made our name by creating yachts that deliver the kind of choices that seasoned cruisers appreciate—but there's no reason to limit such choice only to the upper echelons of the cruising world.



SIRENA YACHTS

Our hull designs offer efficiency at a range of speeds that allow long, uninterrupted passages over great distances of open water, or the speed to explore a coastline in a short amount of time and still make a dinner reservation in the next port of call. On board, the yachts create space through a design that highlights hull volume and enhance comfort through the use of light and uncluttered lines of sight.


But it's not always about what we want to offer the buyer. Sometimes it's about a vision that the prospective owner has for what a new yacht could potentially offer.

Our yacht buyers in our larger models often bring ideas that we can accommodate with some customization and end up incorporating some of them into our design offerings.

The perspectives of many experienced cruisers have thus been added to our design philosophy, and prospective buyers of the Sirena 48 will see the sum total in the finished product of our latest yacht.

THE SIRENA 48 TAKES THE LUXURY OF CHOICE TO A NEW LEVEL FOR A YACHT IN THIS SIZE RANGE.

The design offers deck space and creative use of its hull volume to offer comfort for a large group of guests for a day cruise, while the accommodations can readily welcome family and friends for an extended cruise. The hull design creates the same luxury of choice, with available speeds offering a bracing cruise to a secluded cove for exploring and a swim, and a prompt return to port, while an efficient slow cruise makes longer voyaging across blue water a welcome respite from the concerns of daily life.



Since prospective owners may have certain ideas about how they will use their next yacht, we have created a wealth of choices to ensure they see the possibilities of cruising on the Sirena 48. With four different layouts for the aft deck and transom area, our newest yacht has something for everyone. Configurations include a huge storage locker opening onto the swim platform to manage all manner of water toys and gear, and this option can also be configured with a foldout bench seat on the swim platform. Another choice swaps out the forward-facing transom settee for an appealing aft-facing lounge area with cocktail table. Still another possibility is to add a crew's quarters, with berth and private head. Choice is a hallmark of our brand, and Sirena 48 buyers can select the layout that works best for their cruising needs.

Equipped with a hull that's ready to transit blue water stretches without concern, or motor briskly from port to port on a coastal sojourn, the Sirena 48 delivers on the promise of voyaging variety for cruisers looking for more choices in a single boat—one that will meet the needs of their busy schedules and yet let them truly escape from the concerns of their lives and into a world laid at their feet.



SALON



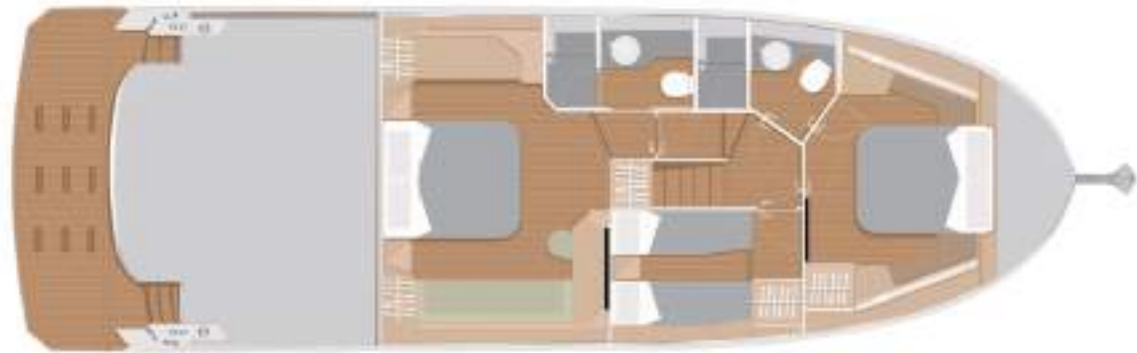
VIP CABIN



MASTER CABIN

LAYOUT OPTIONS

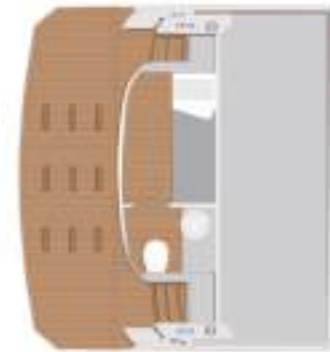
Standard Layout



LAYOUT OPTIONS

Optional Layout

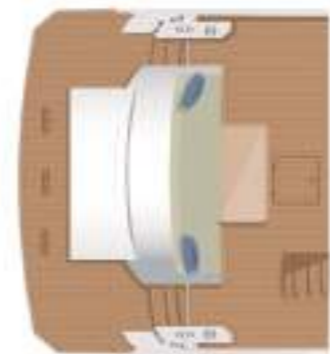
Crew Cabin Option



Foldable Seat with Storage Option



Large Storage Option



Open Aft Option



Dimensions and Main Characteristics

Length Overall L_{OA} (Incl. swim platform anchor roller)	15,96 m / 52'4"
Hull Length L_H ISO 8666 (Net GRP - Swim platform excluded)	13,79 m/ 45'3"
Waterline Length L_{WL} ISO 8666 (Full load conditions)	13,77 m / 45'2"
Hull Beam B_{Hmax} ISO 8666 (@ Mid-ship section)	4,93 m / 16'2"
Max Draft - T_{MAX} ISO 8666	1,2 m / 3'11"
Loaded-Displacement Mass - mLDC ISO 8666	24,2 tonnes / 53351 lbs (with Cummins QSB 6.7) 24,6 tonnes / 53233 lbs (with VOLVO D8)
Light Craft Condition Mass - $m_{LCC ISO 8666}$ (= Dry displacement, no crew, no luggage)	20,6 tonnes / 45145 lbs (with 2 x Cummins QSB 6.7) 21,0 tonnes / 46297 lbs (with 2 x VOLVO D8) - optional
Diesel Tank Capacity	1900 lt / 502 gal
Fresh Water Tank	600 lt / 159 gal
Black Water Tank Capacity	300 lt / 79 gal
Gray Water Tank Capacity	240 lt / 63 gal
Cabins	3 standard + 1 (optional crew cabin)
Beds	6 + (1 crew)
Heads	2 + 1 (crew head)
Building Material	GRP
Hull Type	Semi-Displacement
Exterior Styling & Concept	Sirena Marine
Interior Decor	Sirena Marine
Hull Design	German Frers
Engines	Cummins QSB 6.7 480 HP x 2 VOLVO D8 550 HP x 2 - optional VOLVO D8 600 HP x 2 - optional
Marine Gears	ZF 280 IV (Cummins QSB 6.7) ZF 286 IV (VOLVO D8) - optional
Reduction Ratio	2,0:1 - ZF 280 IV 2,011:1 - ZF 286 IV - optional
Transmission	V Drive
Propeller Diameter (Max)	680 mm / 2'3"
Max Speed*	23 knots 25 knots (with VOLVO D8 550 HP x 2 - optional) 26,3 knots (with VOLVO D8 600 HP x 2 - optional)
Cruising Speed	16 knots
Economy Cruising Speed	10 knots
Range 10 kn (Incl. 10% reservoir)*	519 NM
Certification	CE Category B

*NOTE: All performance specified in the table above are design data and applies to a standard configuration boat (standard equipment installed as per this standard list) with clean keel, propellers, and rudders. Furthermore, the performance levels indicated above have been defined under good sea and wind conditions (Beaufort Scale level 1, Douglas Scale level 1, ambient T < 25°C, seawater T=15°C, atmospheric P=103250 Pa) with 2 people on board, 25% fuel, and fresh, grey and black water tanks empty. Different or harsher sea conditions and additional selected optional equipment may affect the performance.



SIRENA YACHTS

TR

Turkey, Headquarters

+90 212 219 74 74

Abdi İpekçi Cad. Ada Apt. No: 22/18

K: 5 34367 Nişantaşı / İstanbul

sales@sirenayachts.com

www.sirenayachts.com

SIRENA MARINE